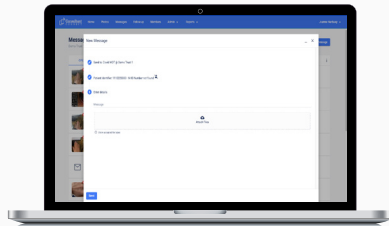


# Multidisciplinary teams (MDTs)

## Using Consultant Connect for shared patient care

Our MDT service provides an efficient and IG-secure way to manage multiple discussions about patients regardless of team locations. Team members can share messages and photos via the app or in their browser\*. Download the Consultant Connect App from Google Play or the App Store and follow the simple steps to sign up with your NHS email address.

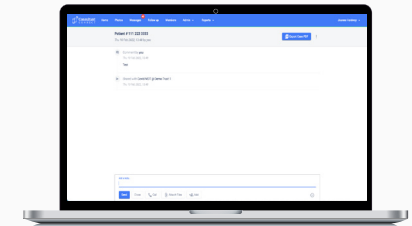
### Via Consultant Connect in your browser



All members of the MDT will be notified of a new message via a push notification and email.



[Log in to Consultant Connect in your browser](#) using your credentials for the app. Click 'New Message' to select the MDT. Add NHS #, type your message and attach any files if applicable.

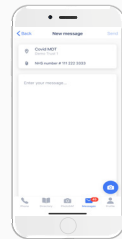


Once the query has been resolved, you can close the case and leave an outcome e.g., continue medical treatment.

### Via the Consultant Connect App



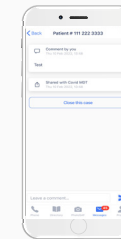
Open the app, tap messages and click on the blue message icon to select the MDT.



Add NHS #, type your message and take any photos if applicable. Press 'send'.



All members of the MDT will be notified of a new message via a push notification and email.



Once the query has been resolved, you can close the case and leave an outcome e.g., continue medical treatment.

\*Once a case has been opened, you can respond to the messages via the app or in your browser.

For more information or support:

E: [hello@consultantconnect.org.uk](mailto:hello@consultantconnect.org.uk) | T: 01865 261467

W: [consultantconnect.org.uk](http://consultantconnect.org.uk)



# Multidisciplinary teams (MDTs)

Using Consultant Connect for shared patient care

Our MDT service provides an efficient and IG-secure way to manage multiple discussions about patients regardless of team locations. Team members can share messages and photos.

Consultant Connect MDTs can comprise any combination of clinicians from one or more clinical disciplines or teams, who together make decisions regarding the recommended treatment of individual patients.

## How it works:

Typically, a member of the MDT creates a new message based on their patient's case. They then use the IG-secure Consultant Connect App or Consultant Connect in their browser to share this within the MDT. Everyone within the MDT is notified of the new message and can contribute to the discussion. Multiple MDTs can be set up within a particular field - allowing relevant clinicians to join in the discussion and decision-making appropriately, based on the patient case. All members of the MDT have access to the case and patient's NHS number so that they can quickly navigate to the required message/ photo.

There is also the ability to add in additional clinicians from other specialties or teams if a specific input is required on an ad-hoc basis, to add value to the discussion and decision-making.

## In Practice - Diabetic Podiatry at South Warwickshire NHS Foundation Trust:

South Warwickshire NHS Foundation Trust (SWFT) use Consultant Connect for their Diabetic Podiatry MDT. The MDT includes 5 sub-specialties:

1. Community foot team
2. Diabetic podiatry
3. Diabetes inpatient team
4. OPAT team
5. Diabetes MDFT (Vascular & Orthopaedics)

Members of the MDT can start messages based on their patient's case and share them within the designated sub-specialties. They can also include photos with their messages to aid team discussion. Cases discussed within the teams are often used as case studies and for internal knowledge sharing and training.

More recently, we have had conversations around a new COVID MDT. This would allow acute clinicians, respiratory, cardiology, diabetes, and pharmacists to work together and discuss COVID positive patients, their lab results and agree on an appropriate treatment plan in a timely manner.



For more information and support:  
T: 01865 261 467  
E: [hello@consultantconnect.org.uk](mailto:hello@consultantconnect.org.uk)